

PROFESSIONAL SERIES



From Sonance, the company that invented the architectural audio category comes a range of professional loudspeakers that set a new benchmark in sound quality and aesthetics for commercial environments.

Introducing Sonance Professional Series

Sonance Professional Series includes a range of 70V, 100V, 8 ohm selectable In-Ceiling, Pendant and Surface Mount Speakers that deliver unequalled fidelity, extremely low distortion, wide dispersion and smooth power response. The range also shares consistent voicing, ensuring seamless sonic integration when used together throughout a space.

The In-Ceiling Speakers feature a one-piece bezel-less grille that is magnetically secured and allows for a one-step painting process to simplify installation and minimize visual distraction. The optional square adapter allows the speakers to match the aesthetic of downlights and HVAC grilles. The sealed metal enclosure incorporates cable and conduit clamping, side knock-out, seismic attachment and a swing-door connector cover. UL 1480 and UL 2043 certified. Available in 4", 6.5" and 8" 2-Way and 8" Woofer - all shipped with a white grille. Optional black grille and square adapter with white or black grille are also available.

The Pendant Speakers utilize a minimalistic design similar to pendant lighting to blend discreetly into the environment and take advantage of the same one-piece grille design as the In-Ceiling Speakers to deliver consistent sight lines



when installed in the same space. The unique integrated top cover hides the hanging hardware and wiring connector. UL 1480 and UL 2239 certified. Available in 4", 6.5" and 8" 2-Way and 8" Woofer in either black or white (paintable).

The Surface-Mount Speakers feature Sonance's patented FastMount™ bracket and front cable connection to speed up the installation process and provide a clean appearance. The weather, impact, and extreme temperature resistant construction and powder coated aluminum grille allow them to be used in either indoor or outdoor applications. UL 1480 certified, IPX4, MIL-STD-810, and UV IEC 529. Available in 4", 5.25", 6.5" and 8" 2-Way and 8" Woofer in either black or white (paintable).

Engineered for Excellence

Sonance Professional Series has been engineered with a level of attention to detail and focus on performance and reliability that is not typically seen in the commercial audio industry.

- Full-fidelity transformer for uncompromised 70V/100V tonality
- Heavy-duty voice coil for longevity and reliability at high power
- High-excursion polypropylene woofer for extended and effortless bass response
- Chambered 1" soft dome tweeter for accurate high-end detail
- Pivoting tweeter* to allow treble to be directed to achieve optimum sound stage
- Exceptional off-axis response for superior coverage with less speakers
- Consistent voicing across categories to achieve constant tonality if combined in a space
- Developed using cutting-edge design and testing software to achieve:
 - Significantly reduced distortion
 - Higher power handling
 - Consistent tonality across all volume levels

*In-Ceiling and Pendant

In-Ceiling



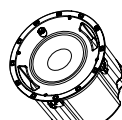
PS-C43RT



PS-C63RT



PS-C83RT



PS-C83RWT



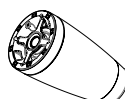
PS-C43RTL (LOW PROFILE)



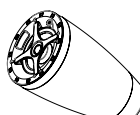
PS-C63RTL (LOW PROFILE)

Tweeter	1" (25mm) cloth dome, pivoting	1" (25mm) cloth dome, pivoting	1" (25mm) cloth dome, pivoting	N/A	1" (25mm) cloth dome, pivoting	1" (25mm) cloth dome, pivoting
Woofer	4" (100mm) poly cone, rubber surround	6.5" (165mm) poly cone, rubber surround	8" (203mm) poly cone, rubber surround	8" (203mm) poly cone, rubber surround	4" (100mm) poly cone, rubber surround	6.5" (165mm) poly cone, rubber surround
Frequency Range +/-3dB	75Hz - 20kHz	65Hz - 20kHz	55Hz - 20kHz	50Hz - 150Hz	75Hz - 20kHz	65Hz - 20kHz
Power Handling RMS	60W program, 30W pink noise	120W program, 60W pink noise	160W program, 80W pink noise	300W program, 150W pink noise	60W program, 30W pink noise	120W program, 60W pink noise
Sensitivity	87dB	91dB	91dB	89dB	87dB	91dB
Taps	30W, 15W, 7.5W, (3.8W 70V) 8 Ohm	60W, 30W, 15W, (7.5W 70V), 8 Ohm	60W, 30W, 15W, (7.5W 70V), 8 Ohm	120W, 60W, 30W, (15W 70V), 8 Ohm	30W, 15W, 7.5W, (3.8W 70V) 8 Ohm	60W, 30W, 15W, (7.5W 70V), 8 Ohm
Impedance	8 Ohms selectable	8 Ohms selectable	8 Ohms selectable	8 Ohms selectable	8 Ohms selectable	8 Ohms selectable
Termination	Removable locking clip-in connector	Removable locking clip-in connector	Removable locking clip-in connector	Removable locking clip-in connector	Removable locking clip-in connector	Removable locking clip-in connector
Included Accessories	Crings, tile rails, cutout template, grille	Crings, tile rails, cutout template, grille	Crings, tile rails, cutout template, grille	Crings, tile rails, cutout template, grille	Crings, tile rails, cutout template, grille	Crings, tile rails, cutout template, grille
Dimensions	6.3" X 7.01" (160mm x 178mm)	9.13" X 8.86" (232mm x 225mm)	11.06" X 9.84" (281mm x 250mm)	11.06" X 9.84" (281mm x 250mm)	9.13" X 3.43" (232mm x 87mm)	11.06" x 4.37" (281mm x 111mm)
Cut out diameter	5.875" (149mm)	8.25" (210mm)	10.125" (257mm)	10.125" (257mm)	8.25" (210mm)	10.125" (257mm)
Certifications	UL 1480, UL 2043, NFPA90 & NFPA70; S7232		UL 1480, UL 2043, NFPA90 & NFPA70; S7232		UL 1480, UL 2043, NFPA90 & NFPA70; S7232	

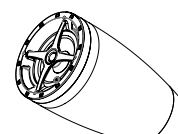
Pendant



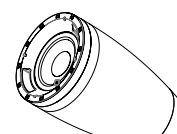
PS-P43T



PS-P63T



PS-P83T



PS-P83WT

Tweeter	1" (25mm) silk dome, pivoting	1" (25mm) silk dome, pivoting	1" (25mm) silk dome, pivoting	N/A
Woofer	4" (100mm) poly cone, rubber surround	6.5" (165mm) poly cone, rubber surround	8" (203mm) poly cone, rubber surround	8" (203mm) poly cone, rubber surround
Frequency Range +/-3dB	75Hz - 20kHz	65Hz - 20kHz	55Hz - 20kHz	50Hz - 125Hz
Power Handling RMS	60W program, 30W pink noise	150W program, 75W pink noise	200W program, 100W pink noise	300W program, 150W pink noise
Sensitivity	87dB	88dB	90dB	89dB
Taps	30W, 15W, 7.5W, (3.8W 70V), 8 Ohm	60W, 30W, 15W, (7.5W 70V), 8 Ohm	60W, 30W, 15W, (7.5W 70V), 8 Ohm	120W, 60W, 30W, (15W 70V), 8 Ohm
Impedance	8 Ohms selectable	8 Ohms selectable	8 Ohms selectable	8 Ohms selectable
Termination	Removable locking clip-in connector	Removable locking clip-in connector	Removable locking clip-in connector	Removable locking clip-in connector
Suspension Point	Five, top mounted	Five, top mounted	Five, top mounted	Five, top mounted
Mounting Hardware	2 x 16.4' (5m) Cables with Gripple® Hangers	2 x 16.4' (5m) Cables with Gripple® Hangers	2 x 16.4' (5m) Cables with Gripple® Hangers	2 x 16.4' (5m) Cables with Gripple® Hangers
Dimensions WxD	6.3" x 11" (160mm x 280mm)	9.13" x 15.6" (232mm x 396mm)	11.06" x 19.7" (281mm x 500mm)	11.06" x 19.7" (281mm x 500mm)
Certifications	UL 1480, UL 2239		UL 1480, UL 2239	

Surface Mount



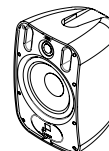
PS-S43T



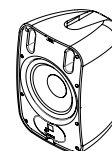
PS-S53T



PS-S63T



PS-S83T



PS-S83WT

Tweeter	1" (25mm) cloth dome, pivoting	1" (25mm) cloth dome, pivoting	1" (25mm) cloth dome, pivoting	1" (25mm) cloth dome, pivoting	N/A
Woofer	4" (100mm) poly cone, rubber surround	5.25" (130mm) poly cone, rubber surround	6.5" (165mm) poly cone, rubber surround	8" (203mm) poly cone, rubber surround	8" (203mm) poly cone, rubber surround
Frequency Range +/-3dB	75Hz - 20kHz	70Hz - 20kHz	65Hz - 20kHz	55Hz - 20kHz	50Hz - 150Hz
Power Handling RMS	60W program, 30W pink noise	90W program, 45W pink noise	120W program, 60W pink noise	160W program, 80W pink noise	200W program, 125W pink noise
Sensitivity	87dB	88dB	88dB	90dB	89dB
Taps	30W, 15W, 7.5W, (3.8W 70V), 8 Ohm	30W, 15W, 7.5W, (3.8W 70V), 8 Ohm	60W, 30W, 15W, (7.5W 70V), 8 Ohm	60W, 30W, 15W, (7.5W 70V), 8 Ohm	120W, 60W, 30W, (15W 70V), 8 Ohm
Impedance	8 Ohms selectable	8 Ohms selectable	8 Ohms selectable	8 Ohms selectable	8 Ohms selectable
Termination	Front locking clip-in connector	Front locking clip-in connector	Front locking clip-in connector	Front locking clip-in connector	Front locking clip-in connector
Attachment	FastMount Adjustable Bracket	FastMount Adjustable Bracket	FastMount Adjustable Bracket	FastMount Adjustable Bracket	FastMount Adjustable Bracket
Dimensions HxWxD	9.25" x 5.47" x 4.8" (235mm x 139mm x 122mm)	10.08" x 6.36" x 5.68" (256mm x 162mm x 144mm)	12.14" x 7.51" x 6.86" (309mm x 191mm x 174mm)	14.02" x 9.01" x 8.58" (356mm x 229mm x 218mm)	14.02" x 9.01" x 8.58" (356mm x 229mm x 218mm)
Certifications	UL 1480, UL 2239		UL 1480, UL 2239		UL 1480, UL 2239

©2017 Sonance. All rights reserved.
 Sonance is a registered trademark of Dana Innovations.
 Due to continuous product improvement, all features and specifications are subject to change without notice.
 For the latest Sonance product specification information visit our website: www.sonance.com
 SONANCE • 991 Calle Amanecer • San Clemente, CA 92673 USA
 (949) 492-7777 • FAX: (949) 361-5151 • Technical Support: (949) 492-7777
www.sonance.com